

# COVID – Conserve/Reuse PPE

Conserve/Reuse refers to the practice of using the same N95 respirator for multiple encounters with patients but removing it ('doffing') after each encounter. The respirator is stored in between encounters to be put on again ('donned') prior to the next encounter with a patient.

After gown and glove removal... →

**1** Sanitize hands. 

**2** Put on new gloves. 

**3** Place wipe on table. 

## N95


**4** Remove eye protection and **place** on wipe. 


**5** Sanitize gloves. 


**6** Remove N95 mask, lower strap and then upper. Store mask in bag labeled with name. 


**7** Sanitize gloves. 


## Face Shield


**8** Clean foam band. 


**9** Clean elastic band. 

**10** Clean front and back of shield. 

**11** Clean table. 

**12** Allow to **dry** and **store** in clean labeled separate bag. 

**13** Remove gloves. 

**14** Perform hand hygiene. 

## Goggles

**8** Clean both ear pieces (or elastic band). 

**9** Clean front and back of lens. 

**10** Clean table. 

**11** Place goggles on clean table to dry. Store in designated location. 

**12** Remove gloves. 

**13** Perform hand hygiene. 