

# COVID – Putting PPE ON

Modified Enhanced  
Respiratory Isolation

## What you need:

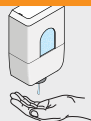
- ✓ Contact Gown
- ✓ Mask
- ✓ Face Shield or Goggles
- ✓ Gloves

1

**Remove** any personal items and jewelry and put in secure location, not in pockets.  
“Bare below elbows”

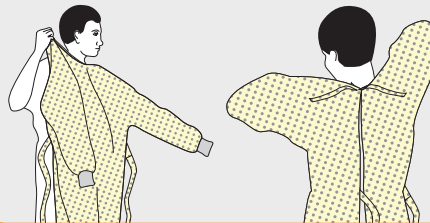
2

**Sanitize** hands.



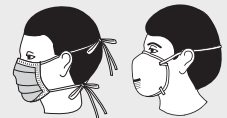
3

**Put on** contact gown outside room.  
Open-end **faces** your back.  
**Tie** the back of your gown.



4

**If mask was previously worn, put gloves on first.**  
**Put on** appropriate mask.




5

For N95, **fit check** mask.  
If regular mask, properly adjust to fit nose.



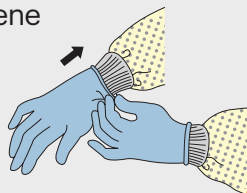
6

**Put on** face shield or goggles.



7

**Perform** hand hygiene (gloves or hands).  
If not already in place, **put on** gloves over the cuffs of the gown.



8

**ENTER**  
**room**



9

**Do not** touch face or re-adjust mask or face shield inside room.

